



1450 W. 228th St. #8
Torrance, CA 90501
Toll Free: 800-383-0305
Fax: 800-801-9070

www.vsathletics.com


ASSEMBLY INSTRUCTIONS

1. Place both 1-1/2" angles on flat surface with the axel nuts facing the opposite side.
2. Place a 1" round cross member at the top holes between the 1-1/2" angles.
3. Install two 3/8-16 button socket cap screw, thru the hole in the angle into the threaded end of cross member. Hand tighten for now. Tighten after assembly is complete.
4. Place second cross member at the middle holes between the 1-1/2" angles.
5. Install a 3/8-16 button socket cap screw thru a hole in the diagonal brace, then thru the angle into the threaded end of the cross member. Hand tighten for now. Tighten after assembly is complete. Install opposite side the same way.
6. Place the base perpendicular to 1-1/2" angles.
7. Install a 3/8-16 button socket cap screw thru the hole in the diagonal brace, then thru the hole in the base and install 3/8-16 nylok nut. Install opposite side the same way.
8. Install 3/8-16 button socket cap screw thru bottom hole in 1-1/2" angle. Install opposite side the same way.
9. Stand assembly up and install 3/8-16 button socket cap screw on the back side, thru the bottom hole in 1-1/2" angle, then thru the base and install 3/8-16 nylok nut. Install opposite side the same way.
10. Tighten all of the hardware now.
11. Install 1/2" axel bolt thru the wheel with the offset to the inside. Install 1/2" washer on the 1/2" axel bolt. Install axel bolt with washer thru 1-1/2" angle into threaded nut. Hand tighten axel. Install 1/2" jam nut on to the axel bolt and tighten up to the nut.

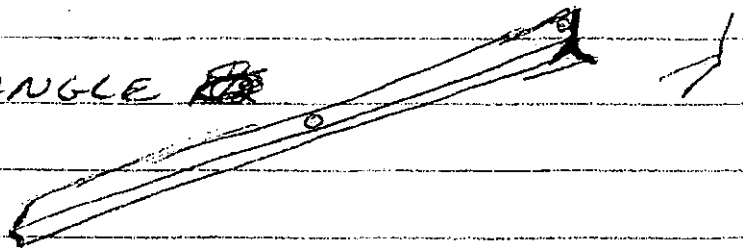
HURDLE CADDIE ASSEMBLE INSTRUCTION

JAM* PARTS INVENTORY


2 1EA BASE




2 2EA UP-RIGHT BANGLE
1 LEFT
1 RIGHT



3 2EA CROSS MEMBER 1" ROUND



4 2EA DIAGONAL BRACE



5 2EA WHEEL 10" DIA.

6 HARDWARE 2EA AXEL BOLT $\frac{1}{2}$ -13 x 4"
2EA WASHER (FOR AXEL BOLT)
2EA JAM NUT (FOR AXEL BOLT)
10EA $\frac{3}{8}$ -16 BUTTON HEAD BOLT
6EA $\frac{3}{8}$ -16 NYLON NUT